


DATA SHEET

DIESEL GENERATOR 58KW

MODEL#FDK-P58/H1

50HZ/1500RPM

PERKINS MODEL: 1104A-44TG1



General Features:

- ◆ All qualified generator sets are subjected to a comprehensive performance test which includes 50% load, 70% load, 100% load, 110% load and to check, verify that all control systems, alarm and shut-down protection.
- ◆ Equipped with battery charger and 24V high performance maintenance-free lead-acid starting batteries and connecting cables.
- ◆ Stainless galvanized zinc plates with strong corrosion-proof.
- ◆ Vibration isolators between the engine/alternator and base frame.
- ◆ Equipped with industrial silencer and flexible exhaust hose.
- ◆ Designed to comply with ISO8528/GB2820.
- ◆ Powered by Perkins engine and coupled with Stamford alternator.
- ◆ Water jacket preheater, oil heater and double air cleaner, etc. are available.

FDK Diesel Generator Set Data

Genset Model	FDK-P58/H1
Prime Power	52KW/65KVA
Standby Power	58KW/73KVA
Output Frequency / Rated speed	50Hz/1500rpm
Rated Voltage	230V/400V

Engine Make	Perkins CHINA
Engine Model	1104A-44TG1
Alternator model	Stamford UCI224F
Control System	DSE7320
Phase	Three

(1) **Prime power:** The rating is available for an unlimited of annual operating hours in variable load applications, in accordance with ISO8528-1.A 10% overload is available for a period of 1 hour within 12-hour period of operation, in accordance with ISO 3046-1.

(2) **Standby power:** The rating is applicable for supplying emergency power in variable load applications for up to 200 hours per year in accordance with ISO8528-1. Overload is not allowed.

(3) **Rated voltage:** available with customer requirement.

Engine Specifications (DETAILED in APPENDIX)

Engine Model	1104A-44TG1
Engine Manufacturer	Perkins CHINA
Cylinder quantity	4
Cylinder Arrangement	In-line
Cycle	4
Aspiration	Turbo charged

Bore x Stroke (mm x mm)	105x127
Displacement	4.4L
Compression Ratio	17.25:1
Prime power / Speed (KW/RPM)	59.6kw/1500
Standby power/ Speed (KW/RPM)	65.6kw/1500
Governor type	Woodward LCG2



ISO9001:2008

FDK reserves the right to change the specifications and designs without notice.

Piston Speed	6.35m/s	Fuel Consumption at 100% load (L/HOUR)	14.8 L
Typical genset electrical output (0,8 pf 25°C)	52kw	Starter motor	12V
Total Lubrication System Capacity (L)	8.0	Alternator	12V
Coolant Capacity (L)	7.0	Minimum cranking speed.	105rpm

Alternator Specifications

Alternator model	UCI224F	Number of phase	3
Alternator manufacturer	STAMFORD	Rated voltage	400V (Available with custom requirements)
Exciter type	Single bearing, Brushless, Self-excited	Power factor	0.8
Rated output prime power	72.5KVA	Voltage regulation NL-FL	≤±1%
Rated speed	1500 rpm	Insulation grade	H
Rated frequency	50Hz	Protection grade	IP23

Alternator option: Leroy Somer, MECC, Marathon, Engga, Faraday

Control System DSE7320 (DETAILED in INSTRUCTION)

DSE7320 is an advanced control module based on micro-processor, containing all necessary functions for protection of the genset and the breaker control. It can monitor the mains supply, breaker control and automatically start the engine when the mains are abnormal. Accurately measure various operational parameters and display all values and alarms information on the LCD. In addition, the control module can automatically shut down the engine and indicate the engine failure.

FEATURES

- ♦ Microprocessor control, with high stability and credibility.
- ♦ Monitoring and measuring operational parameters of the mains supply and genset.
- ♦ Indicating operation status, fault conditions, all parameters and alarms.
- ♦ Multiple protections; multiple parameters display, like pressure, temp. etc.
- ♦ Manual, automatic and remote work mode selectable.
- ♦ Real time clock for time and date display, overall runtime display, 250 log entries.
- ♦ Overall power output display.
- ♦ Integral speed/frequency detecting, telling status of start, rated operation, overspeed etc.
- ♦ Communication with PC via RS485 OR RS232 interface, using MODBUS protocol.

Soundproof Enclosure Specification

FDK silent generator is designed by professional acoustic engineers based on years of experience. Now we can make the noise of the generator less than 80-85dB(A) at 1m, or 70-75dB(A) at 7m, 60-65dB(A) at 15m.

FEATURES

- ♦ Multi-way air intake and exhaust guarantee the power performance of the generator.
- ♦ Large-scale impedance combined type silencer effectively reduce noise of the generator.
- ♦ Internal high performance rubber damper and flexible materials reduce vibration.
- ♦ Base mounted fuel tank supports the generator running for 8 hours.



ISO9001:2008

FDK reserves the right to change the specifications and designs without notice.

Optional

Generator set	Alternator	Low environment Temp	ATS
<input type="checkbox"/> Open generator set <input type="checkbox"/> Silent generator set <input type="checkbox"/> Trailer generator set <input type="checkbox"/> ABB MCCB circuit breaker	<input type="checkbox"/> Stamford <input type="checkbox"/> Marathon <input type="checkbox"/> Mecc Alte <input type="checkbox"/> Leroy Somer <input type="checkbox"/> Farady <input type="checkbox"/> Engga	<input type="checkbox"/> Water heater <input type="checkbox"/> Oil heater <input type="checkbox"/> Battery heater	<input type="checkbox"/> CHINT <input type="checkbox"/> SCHNEIDER <input type="checkbox"/> ABB
Fuel system	Control system	Voltage	Synchronized system
<input type="checkbox"/> 12hrs base tank <input type="checkbox"/> 24hrs base tank <input type="checkbox"/> Dual wall base fuel tank <input type="checkbox"/> Outside fuel tank	<input type="checkbox"/> AMF function <input type="checkbox"/> ATS control cabinet <input type="checkbox"/> DSE7320 <input type="checkbox"/> DSE7510 <input type="checkbox"/> GU620A	<input type="checkbox"/> 415/240V <input type="checkbox"/> 400/230V <input type="checkbox"/> 380/220V <input type="checkbox"/> 220/127V <input type="checkbox"/> 200/115V	<input type="checkbox"/> CHINT Cabinet <input type="checkbox"/> SCHNEIDER Cabinet <input type="checkbox"/> DSE8610 Module <input type="checkbox"/> COMAQ Module <input type="checkbox"/> DEIF Module

Dimension & Weight

Open

Overall Size: LxWxH (mm)	1810x1400x730
Weight (kg)	900

Soundproof Version

Overall Size: LxWxH (mm)	2500x2000x1000
Weight (kg)	1800

Sales Promises

- ◆ FDK provides a full line of brand new and high quality products. Each and every unit is strictly factory tested before shipment.
- ◆ Quality warranty is according to our standard conditions: 12 months from BL date or 1000 running hours, whichever comes first.
- ◆ Service and parts are available from FDK or distributors in your location.
- ◆ FDK guarantee use **BRAND NEW & GENUINE MACHINE.**



Technical Data

1100 Series

Gen Set

1104A-44TG1

64,3 kWm @ 1500 rev/min

75,5 kWm @ 1800 rev/min

Basic technical data

Number of cylinders	4
Cylinder arrangement	Vertical in-line
Cycle	Four stroke
Induction system	Turbocharged
Compression ratio	17.25 : 1
Bore	105 mm (4.13 in)
Stroke	127 mm (4.99 in)
Cubic capacity	4.4 litres
Direction of rotation	Clockwise view from front
Firing order	1,3,4,2
Total weight (engine only)	
-dry	463 kg
-wet	485 kg

Overall dimensions

-height	951 mm (37.44 in)
-length	1241 mm (48.85 in)
-width (including mounting brackets)	629 mm (24.76 in)

Moment of inertia (mk²)

Engine:	
- longitudinal	34,5 kgm ²
- horizontal	48,8 kgm ²
- axial	25,1 kgm ²
Flywheel (polar)	1.14 kgm ²

Centre of gravity (wet)

- forward from rear of block	270 mm (10.62 in)
- above centre line of block	151 mm (5.94 in)
- offset of RHS of centre line	13 mm (0.51 in)

Performance

Steady state speed stability at constant load:

- G2	± 0.75%
- G3	± 0.5%

Note: All data based on operation to ISO 3046/1, BS 5514 and DIN 6271 standard reference conditions.

Test conditions

Air temperature	25 °C
Barometric pressure	100 kPa
Relative humidity	30%

Sound level

Overall sound pressure level (cooling pack and air cleaner fitted):	
- at 1500 rev/min	91,4 dBA
- at 1800 rev/min	91,9 dBA

Sound pressure level from the mean of 4 microphones at the front, left, right and above the engine. Exhaust was piped away out of the test cell.

If the engine is to operate in ambient conditions other than those of the test conditions, suitable adjustments must be made for these changes. For full details, contact Perkins Technical Service Department.

General installation

Designation	Units	Type of Operation and Application			
		Prime	Stand-by	Prime	Stand-by
		50 Hz	50 Hz	60 Hz	60 Hz
Gross engine power	kWm	59,6	65,6	70,7	77,8
Brake mean effective pressure	kPa (lbf/in ²)	1084 (157.2)	1193 (173.0)	1071 (155.3)	1179 (170.9)
Mean piston speed	m/s (ft/s)	6,35 (20.8)	6,35 (20.8)	7,62 (25.0)	7,62 (25.0)
ElectropaK net engine power	kWm	58,4	64,3	68,6	75,5
Engine coolant flow 35 kPa restriction	l/min (UK gal/min)	142 (31.2)	142 (31.2)	170 (37.3)	170 (37.3)
Combustion air flow	m ³ /min (ft ³ /min)	4,0 (141.2)	4,2 (148.3)	5,3 (187.1)	5,5 (194.2)
Exhaust gas flow (max)	m ³ /min (ft ³ /min)	10,5 (370.8)	11,4 (402.5)	13,5 (476.7)	14,3 (504.9)
Exhaust gas temperature (max) in manifold	°C (°F)	515 (959)	550 (1022)	505 (941)	535 (995)
Cooling fan air flow	m ³ /min (ft ³ /min)	89,0 (3143.0)	89,0 (3143.0)	111,0 (3919.9)	111,0 (3919.9)
Overall thermal efficiency	%	42,5	40,0	39,5	39,5
Typical genset electrical unit (0.8 pf 25° C)	kWe	52,0	57,2	60,8	66,9
	kVA	65,0	71,5	76,0	83,6
Assumed alternator efficiency	%	89%			
Energy balance					
Power in fuel (Fuel heat of combustion)	kW (Btu/min)	147,0 (8367.1)	164,0 (9334.8)	179,0 (10188.6)	197,0 (11213.1)
Power output (gross)	kW (Btu/min)	59,6 (3392.4)	65,6 (3733.9)	70,7 (4024.2)	77,8 (4428.3)
Power to cooling fan	kW (Btu/min)	1,2 (68.3)	1,3 (73.9)	2,1 (119.5)	2,3 (130.9)
Power output (net)	kW (Btu/min)	58,4 (3324.1)	64,3 (3659.9)	68,6 (3904.6)	75,5 (4297.4)
Power to coolant and lubricating oil	kW (Btu/min)	37,0 (2345.0)	41,0 (2737.8)	43,0 (2447.5)	48,0 (2732.1)
Power to exhaust	kW (Btu/min)	41,0 (2601.2)	47,0 (2891.5)	53,0 (3016.7)	58,0 (3301.3)
Power to radiation	kW (Btu/min)	10,0 (643.1)	11,0 (722.8)	12,0 (683.0)	13,0 (739.9)

Caution: The airflows shown in this table will provide acceptable cooling for an open power unit operating in ambient temperatures of up to 53 °C (127 °F) or 46 °C (114.8 °F) if a canopy is fitted. If the power unit is to be enclosed totally, a cooling test should be done to check that the engine cooling is acceptable. If there is insufficient cooling, contact Perkins Technical Service Department.

Cooling system

Radiator

- face area 0.276 m² (2.97 ft²)
- rows and materials..... double row aluminium
- matrix density and material..... Aluminium 12,5 fins/inch
- width of matrix..... 526 mm (20.7 in)
- height of matrix..... 524 mm (20.6 in)
- pressure cap setting 107 kPa

Fan

- diameter..... 457 mm (18.0 in)
- drive ratio 1.25 : 1
- number of blades 7
- material..... Composite
- type..... Pusher

Coolant

- Total system capacity
- with radiator 13,0 l (27.4 pt)
- without radiator 7,0 l (14.7 pt)
- Maximum top tank temperature 110 °C (230 °F)
- Thermostat operating range..... 82 - 93 °C (180 - 199 °F)
- Recommended coolant: 50 % ethylene glycol with a corrosion inhibitor (BS 658 : 1992 or MOD AL39) and 50% clean fresh water.

Electrical system

- Type..... Negative ground
- Alternator voltage..... 12 V
- Alternator output 65 amps
- Starter motor voltage..... 12 V
- Starter motor power..... 3 kW
- Number of teeth on flywheel..... 126
- Pull in current of starter motor solenoid 60 amps
- Hold in current of starter motor solenoid..... 15 amps
- Engine stop solenoid..... 12 V
- Stop solenoid (minimum)
- pull in current..... 10 amps
- hold in current..... 10 amps

Cold start recommendations

- Minimum cranking speed..... 105 rev/min

Starter specification

Starter motor type	Minimum starting temperature	Lubricating oil viscosity SAE / battery type - values in CCA			
		15W/40	10W/40	5W/40	5W/30
12 volt 3.0 kW	°C (°F)				
	-10 (14)	1 x 900			
	-15 (5) *		1 x 900		
	-20 (-4) *			1 x 900	
	-25 (-13) *				2 x 570

* - Glow plug start aid fitted.

Note: CCA - Cold Cracking Amps to SAEJ537.

Notes:

- Battery capacity is defined by the 20 hour rate
- If a change to a low viscosity oil is made, the cranking torque necessary at lower ambient temperatures is much reduced. The starting equipment has been selected to take advantage of this. It is important to change the appropriate multigrade oil in anticipation of operating in low ambient temperatures.
- Breakaway current is dependent on battery capacity available. Cables should be capable of handling the transient current which may be up to double the steady cranking current.

Exhaust system

- Maximum back pressure
- 1500 rev/min 10 kPa
- 1800 rev/min 15 kPa
- Exhaust outlet size 64 mm (2.5 in)

Fuel System

- Type of injection Direct
- Fuel injection pump Rotary
- Fuel atomiser..... Multi-hole
- Nozzel opening pressure 29,0 MPa (290 bar)

Fuel lift pump

- Type Electrical
- flow/hour 120 - 150 l/h (211 - 264 pt/m)
- pressure 30 - 75 kPa (4.4 - 10.9 psi)
- Maximum suction head 20 kPa (2.90 psi)

Governor type

- Electronic governor (optional) Woodward LCG2
- Electronic governor speed control to ISO 8528, G3 (Hot)
- Mechanical governor speed control to ISO 8528, G2 (Cold)

Fuel specification

Fuel Specification	European RF75-T-96 / DIN EN590 / BS2869 class A2
Density (kg/l @ 15 °C)	0,835 - 0,845
Viscosity (mm ² /s @ 40 °C)	2,5 - 3,5
Sulphur content (%)	0,1 - 0,2
Cetane number	45 - 50

Fuel consumption litres/hour (UK gals/hr)

1104A-44TG1 Power rating					
Speed	110%	100%	75%	50%	25%
1500	16,5 (3.6)	14,8 (3.2)	11,2 (2.4)	8,0 (1.7)	4,6 (1.0)
1800	19,7 (4.3)	17,8 (3.9)	13,5 (2.9)	9,7 (2.1)	5,8 (1.2)

Induction system

Maximum air intake restriction

- clean filter..... 5,0 kPa
- dirty filter..... 8,0 kPa
- air filter type..... Dry

Lubrication system

Lubricating oil capacity

- Total system..... 8,0 l (16.9 pt)
- Sump minimum 5,5 l (11.6 pt)
- Sump maximum 7,0 l (14.7 pt)

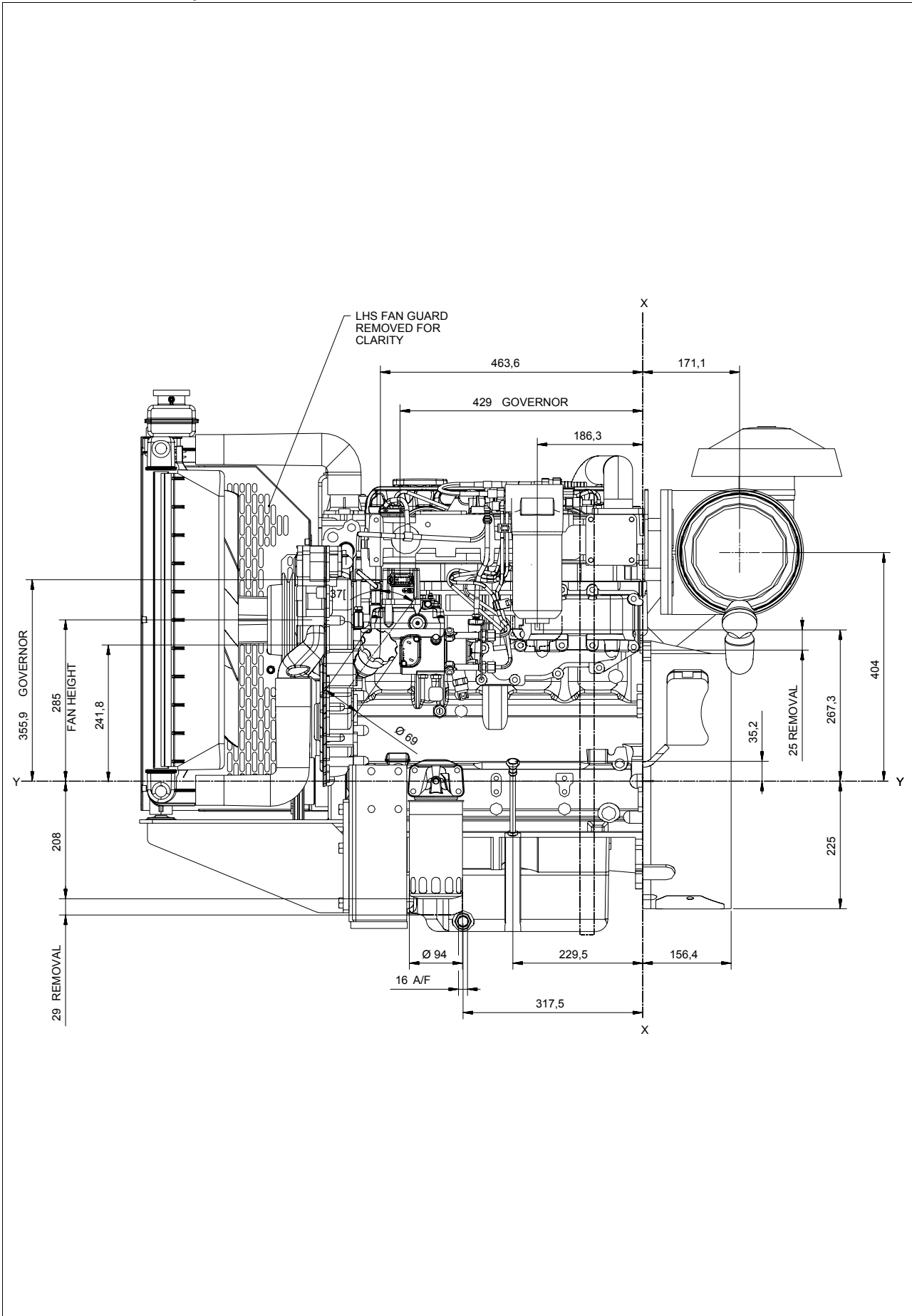
Maximum engine operating angles:

- front up, front down, right side or left side 25°

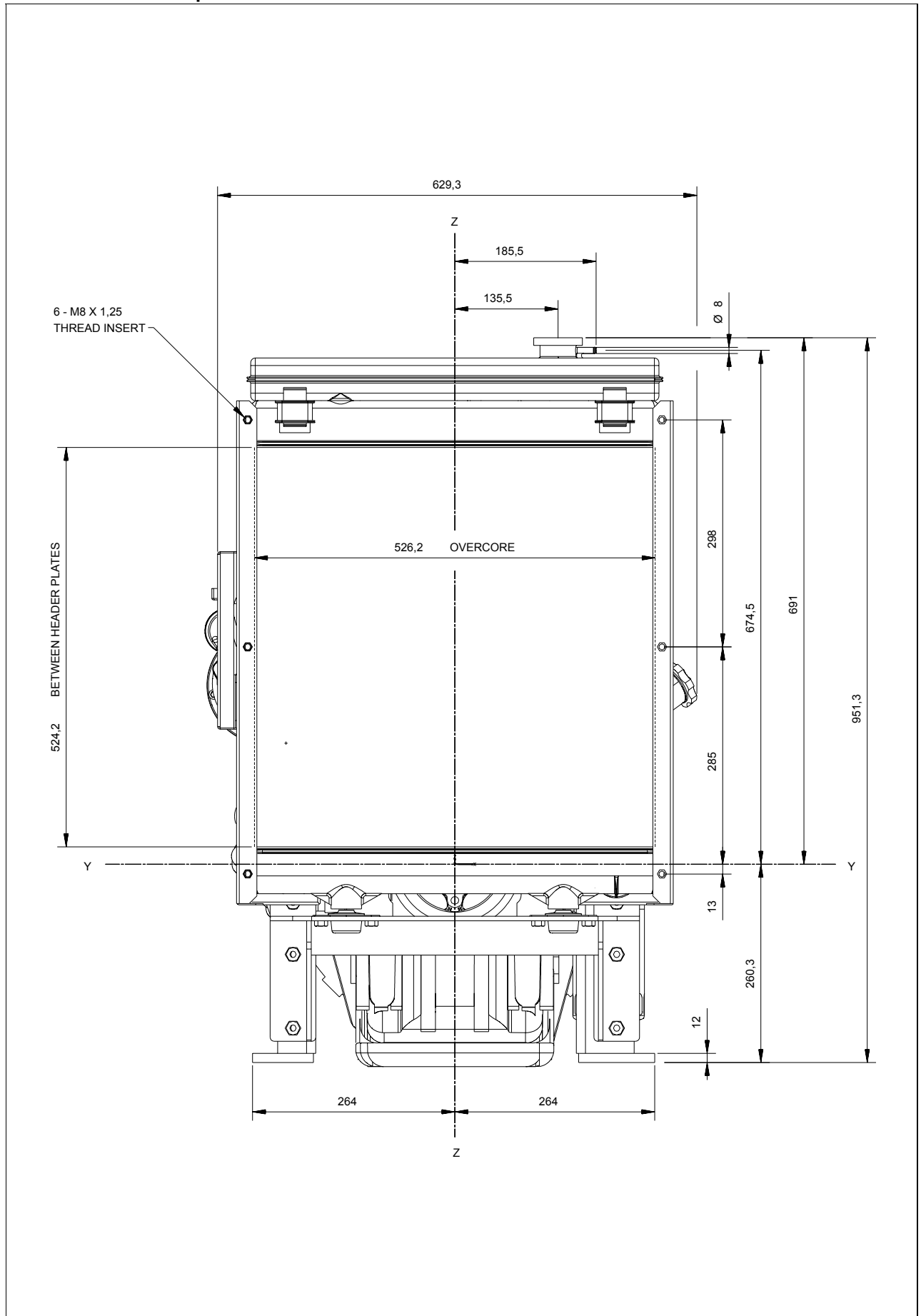
Lubricating oil pressure

- relief valve opens 415 - 470 kPa
- at maximum no-load speed..... 276 - 414 kPa
- Max continuous oil temperature 125 °C (257 °F)
- Oil consumption at full load as a % of fuel consumption 0.15%

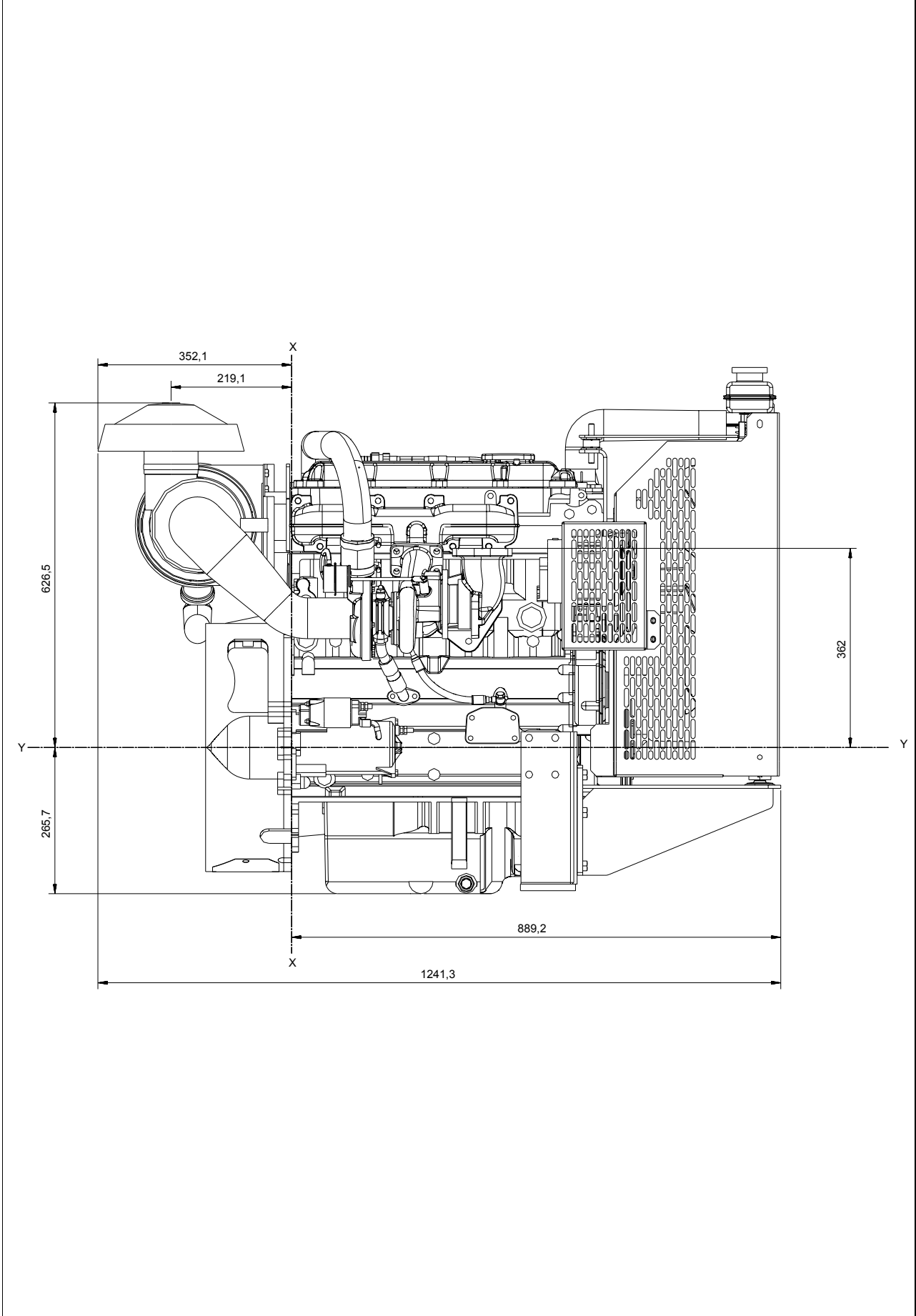
1104A-44TG1 ElectropaK - left view



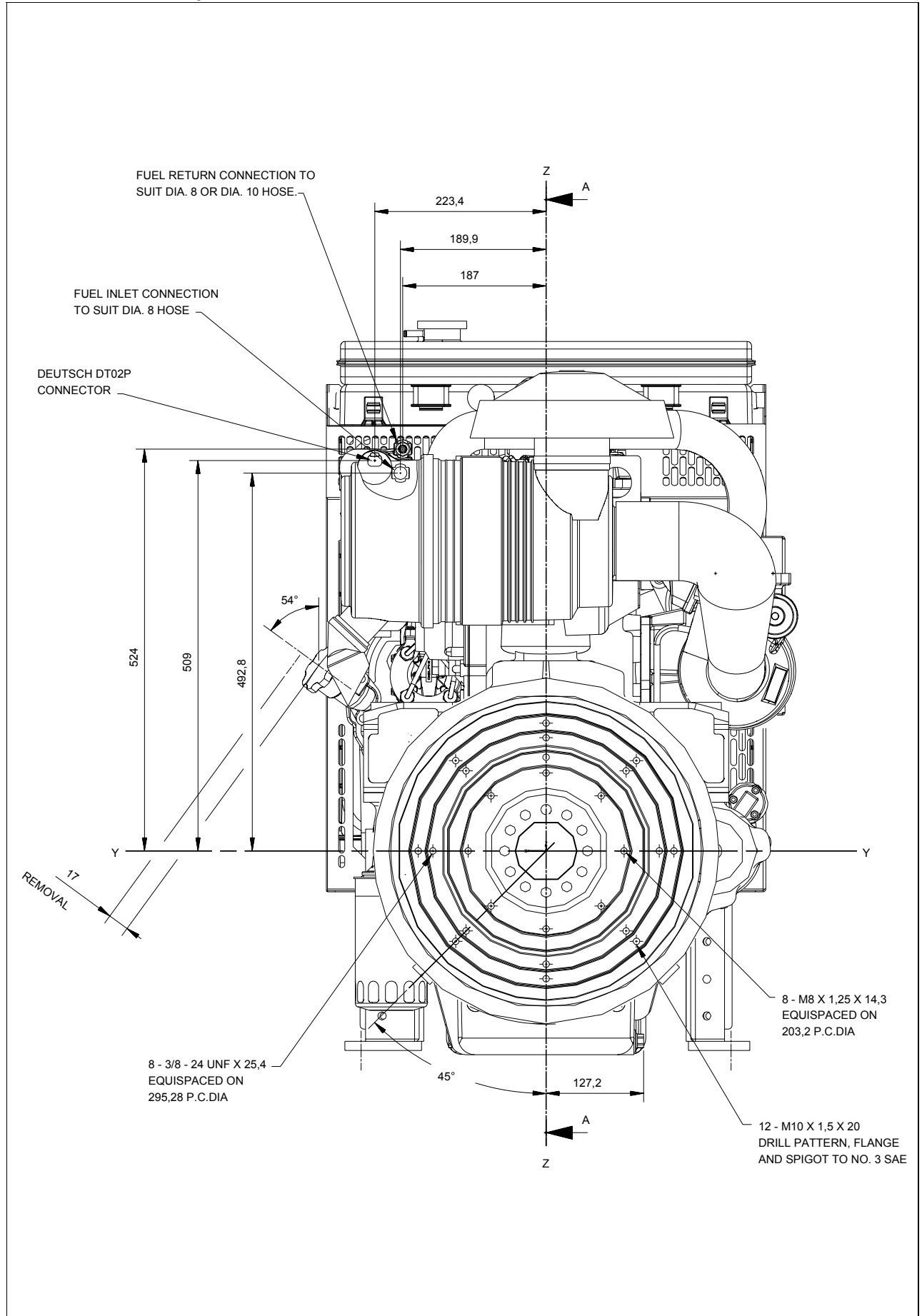
1104A-44TG1 ElectropaK - front view



1104A-44TG1 ElectropaK - right view

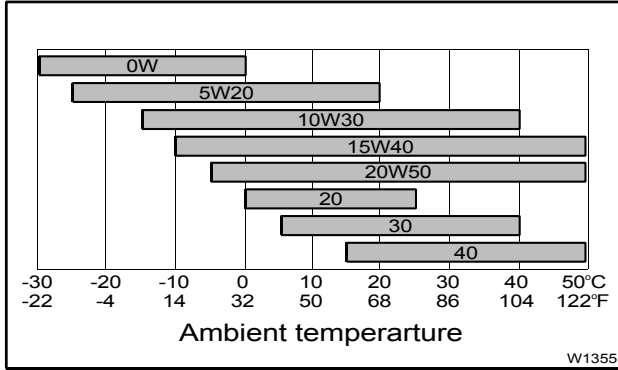


1104A-44TG1 Electropak - rear view



Recommended SAE viscosity

A single or multigrade oil must be used which conforms to API-CG4 / CH4, see illustration below:



Mountings

Maximum static bending moment at rear face of block ... 791 Nm (583 lb/ft)

Load Acceptance

Initial load application when engine reaches rated speed (15 seconds max after engine starts to crank)			
	Units	1500 rev/min	1800 rev/min
Prime Power	%	100	100
Load	kWm (kWe)	59,6 (51.8)	70,3 (60.5)
Transient frequency deviation	%	<-10%	<-10%
Frequency recover	seconds	< 1	< 1

Engine block temperature ... 15 °C
 Alternator ... 89%
 Maximum ambient temperature ... 15%

Isochronous governing:

- typical alternator inertia ... 0.498 kgm²

All tests were conducted using an engine which was installed and serviced to Perkins Engines Company Limited recommendations.

The information given in this document is for guidance only.



Perkins Engines Company Limited
 Peterborough PE1 5NA United Kingdom
 Telephone +44 (0) 1733 583000
 Fax +44 (0) 1733 582240
 www.perkins.com

All information in the document is substantially correct at the time of printing but may be subsequently altered by the company.

Distributed by