


## DATA SHEET

DIESEL GENERATOR 40KW

MODEL#FDK-P40/H1

50HZ/1500RPM

PERKINS MODEL: 1103A-33TG1



### General Features:

- ♦ All qualified generator sets are subjected to a comprehensive performance test which includes 50% load, 70% load, 100% load, 110% load and to check, verify that all control systems, alarm and shut-down protection.
- ♦ Equipped with battery charger and 24V high performance maintenance-free lead-acid starting batteries and connecting cables.
- ♦ Stainless galvanized zinc plates with strong corrosion-proof.
- ♦ Vibration isolators between the engine/alternator and base frame.
- ♦ Equipped with industrial silencer and flexible exhaust hose.
- ♦ Designed to comply with ISO8528/GB2820.
- ♦ Powered by Perkins engine and coupled with Stamford alternator.
- ♦ Water jacket preheater, oil heater and double air cleaner, etc. are available.

### FDK Diesel Generator Set Data

Genset Model	FDK-P40/H1
Prime Power	36KW/45KVA
Standby Power	40KW/50KVA
Output Frequency / Rated speed	50Hz/1500rpm
Rated Voltage	230V/400V

Engine Make	Perkins UK
Engine Model	1103A-33TG1
Alternator model	Stamford UCI224D
Control System	DSE7320
Phase	Three

(1) **Prime power:** The rating is available for an unlimited of annual operating hours in variable load applications, in accordance with ISO8528-1.A 10% overload is available for a period of 1 hour within 12-hour period of operation, in accordance with ISO 3046-1.

(2) **Standby power:** The rating is applicable for supplying emergency power in variable load applications for up to 200 hours per year in accordance with ISO8528-1. Overload is not allowed.

(3) **Rated voltage:** available with customer requirement.

### Engine Specifications (DETAILED in APPENDIX)

Engine Model	1103A-33TG1
Engine Manufacturer	Perkins UK
Cylinder quantity	3
Cylinder Arrangement	In-line
Cycle	4
Aspiration	Turbo charged

Bore x Stroke (mm x mm)	105x127
Displacement	3.3L
Compression Ratio	17.25:1
Prime power / Speed (KW/RPM)	42.2kw/1500
Standby power/ Speed (KW/RPM)	46.5kw/1500
Governor type	Electric



ISO9001:2008

FDK reserves the right to change the specifications and designs without notice.

Piston Speed	6.35m/s	Fuel Consumption at 100% load (L/HOUR)	10.7 L
Typical genset electrical output (0,8 pf 25°C)	36kw	Starter motor	12V
Total Lubrication System Capacity (L)	8.3	Alternator	12V
Coolant Capacity (L)	4.4	Minimum cranking speed.	105rpm

## Alternator Specifications

Alternator model	UCI224D	Number of phase	3
Alternator manufacturer	STAMFORD	Rated voltage	400V (Available with custom requirements)
Exciter type	Single bearing, Brushless, Self-excited	Power factor	0.8
Rated output prime power	50KVA	Voltage regulation NL-FL	≤±1%
Rated speed	1500 rpm	Insulation grade	H
Rated frequency	50Hz	Protection grade	IP23

## Alternator option: Leroy Somer, MECC, Marathon, Engga, Faraday

## Control System DSE7320 (DETAILED in INSTRUCTION)

DSE7320 is an advanced control module based on micro-processor, containing all necessary functions for protection of the genset and the breaker control. It can monitor the mains supply, breaker control and automatically start the engine when the mains are abnormal. Accurately measure various operational parameters and display all values and alarms information on the LCD. In addition, the control module can automatically shut down the engine and indicate the engine failure.

### FEATURES

- ♦ Microprocessor control, with high stability and credibility.
- ♦ Monitoring and measuring operational parameters of the mains supply and genset.
- ♦ Indicating operation status, fault conditions, all parameters and alarms.
- ♦ Multiple protections; multiple parameters display, like pressure, temp. etc.
- ♦ Manual, automatic and remote work mode selectable.
- ♦ Real time clock for time and date display, overall runtime display, 250 log entries.
- ♦ Overall power output display.
- ♦ Integral speed/frequency detecting, telling status of start, rated operation, overspeed etc.
- ♦ Communication with PC via RS485 OR RS232 interface, using MODBUS protocol.

## Soundproof Enclosure Specification

FDK silent generator is designed by professional acoustic engineers based on years of experience. Now we can make the noise of the generator less than 80-85dB(A) at 1m, or 70-75dB(A) at 7m, 60-65dB(A) at 15m.

### FEATURES

- ♦ Multi-way air intake and exhaust guarantee the power performance of the generator.
- ♦ Large-scale impedance combined type silencer effectively reduce noise of the generator.
- ♦ Internal high performance rubber damper and flexible materials reduce vibration.
- ♦ Base mounted fuel tank supports the generator running for 8 hours.



ISO9001:2008

FDK reserves the right to change the specifications and designs without notice.

## Optional

Generator set	Alternator	Low environment Temp	ATS
<input type="checkbox"/> Open generator set <input type="checkbox"/> Silent generator set <input type="checkbox"/> Trailer generator set <input type="checkbox"/> ABB MCCB circuit breaker	<input type="checkbox"/> Stamford <input type="checkbox"/> Marathon <input type="checkbox"/> Mecc Alte <input type="checkbox"/> Leroy Somer <input type="checkbox"/> Farady <input type="checkbox"/> Engga	<input type="checkbox"/> Water heater <input type="checkbox"/> Oil heater <input type="checkbox"/> Battery heater	<input type="checkbox"/> CHINT <input type="checkbox"/> SCHNEIDER <input type="checkbox"/> ABB
Fuel system	Control system	Voltage	Synchronized system
<input type="checkbox"/> 12hrs base tank <input type="checkbox"/> 24hrs base tank <input type="checkbox"/> Dual wall base fuel tank <input type="checkbox"/> Outside fuel tank	<input type="checkbox"/> AMF function <input type="checkbox"/> ATS control cabinet <input type="checkbox"/> DSE7320 <input type="checkbox"/> DSE7510 <input type="checkbox"/> GU620A	<input type="checkbox"/> 415/240V <input type="checkbox"/> 400/230V <input type="checkbox"/> 380/220V <input type="checkbox"/> 220/127V <input type="checkbox"/> 200/115V	<input type="checkbox"/> CHINT Cabinet <input type="checkbox"/> SCHNEIDER Cabinet <input type="checkbox"/> DSE8610 Module <input type="checkbox"/> COMAQ Module <input type="checkbox"/> DEIF Module

## Dimension & Weight

### Open

Overall Size: LxWxH (mm)	1600x1300x730
Weight (kg)	750

### Soundproof Version

Overall Size: LxWxH (mm)	2500x1600x1800
Weight (kg)	1000

## Sales Promises

- ◆ FDK provides a full line of brand new and high quality products. Each and every unit is strictly factory tested before shipment.
- ◆ Quality warranty is according to our standard conditions: 12 months from BL date or 1000 running hours, whichever comes first.
- ◆ Service and parts are available from FDK or distributors in your location.
- ◆ FDK guarantee use **BRAND NEW & GENUINE MACHINE.**



# Technical Data

## 1100 Series

Gen Set

# 1103A-33TG1

**45,6 kWm @ 1500 rev/min**

**53,9 kWm @ 1800 rev/min**

### Basic technical data

Number of cylinders	3
Cylinder arrangement	Vertical in-line
Cycle	Four stroke
Induction system	Turbocharged
Compression ratio	17.25 : 1
Bore	105 mm (4.13 in)
Stroke	127 mm (4.99 in)
Cubic capacity	3.3 litres
Direction of rotation	Clockwise view from front
Firing order	1,2,3
Total weight (engine only)	
-dry	420 kg
-wet	438 kg

### Overall dimensions

-height	951 mm (37.44 in)
-length	1049 mm (41.29 in)
-width (including mounting brackets)	634 mm (24.96 in)

### Moment of inertia (mk<sup>2</sup>)

Engine:	
- longitudinal	25 kgm <sup>2</sup>
- horizontal	42 kgm <sup>2</sup>
- axial	25 kgm <sup>2</sup>
Flywheel (polar)	1.14 kgm <sup>2</sup>

### Centre of gravity (wet)

- forward from rear of block	215 mm (8.46 in)
- above centre line of block	120 mm (4.72 in)
- offset of RHS of centre line	25 mm (0.98 in)

### Performance

Steady state speed stability at constant load:

G2  $\pm 0.75\%$

**Note:** All data based on operation to ISO 3046/1, BS 5514 and DIN 6271 standard reference conditions.

### Test conditions

Air temperature	25 °C
Barometric pressure	100 kPa
Relative humidity	30%

### Sound level

Overall sound pressure level (cooling pack and air cleaner fitted):	
- at 1500 rev/min	88,2 dBA
- at 1800 rev/min	92,1 dBA

Sound pressure level from the mean of 4 microphones at the front, left, right and above the engine. Exhaust was piped away out of the test cell.

If the engine is to operate in ambient conditions other than those of the test conditions, suitable adjustments must be made for these changes. For full details, contact Perkins Technical Service Department.

## General installation

Designation	Units	Type of Operation and Application			
		Prime	Stand-by	Prime	Stand-by
		50 Hz	50 Hz	60 Hz	60 Hz
Gross engine power	kWm	42,2	46,5	50,5	55,6
Brake mean effective pressure	kPa (lbf/in <sup>2</sup> )	1023 (148.3)	1128 (163.6)	1020 (147.9)	1124 (163.0)
Mean piston speed	m/s (ft/s)	6,35 (20.8)	6,35 (20.8)	7,62 (25.0)	7,62 (25.0)
ElectropaK net engine power	kWm	41,3	45,6	48,8	53,9
Engine coolant flow 35 kPa restriction	l/min (UK gal/min)	125,5 (27.6)	125,5 (27.6)	151,0 (33.2)	151,0 (33.2)
Combustion air flow	m <sup>3</sup> /min (ft <sup>3</sup> /min)	2,9 (102.4)	3,1 (109.4)	3,7 (130.6)	3,9 (137.7)
Exhaust gas flow (max)	m <sup>3</sup> /min (ft <sup>3</sup> /min)	7,0 (247.2)	7,7 (271.9)	8,8 (310.7)	9,5 (335.4)
Exhaust gas temperature (max) in manifold	°C (°F)	492 (917.6)	537 (999.6)	510 (950.0)	551 (1023.8)
Cooling fan air flow	m <sup>3</sup> /min (ft <sup>3</sup> /min)	53,0 (1871.6)	53,0 (1871.6)	70,0 (2472.0)	70,0 (2472.0)
Overall thermal efficiency	%	39,8	38,7	39,3	39,1
Typical genset electrical unit (0.8 pf 25° C)	kWe	36,0	39,7	42,5	46,9
	kVA	45,0	49,6	53,1	58,7
Assumed alternator efficiency	%	87%			
<b>Energy balance</b>					
Power in fuel (Fuel heat of combustion)	kW (Btu/min)	106,0 (6033.4)	120,0 (6830.3)	129,0 (7342.6)	142,0 (8082.5)
Power output (gross)	kW (Btu/min)	42,2 (2402.0)	46,5 (2646.7)	50,5 (2874.4)	55,6 (3164.7)
Power to cooling fan	kW (Btu/min)	0,9 (51.2)	0,9 (51.2)	1,7 (96.7)	1,7 (96.7)
Power output (net)	kW (Btu/min)	41,3 (2350.7)	45,6 (2595.5)	49,0 (2789.0)	53,9 (3067.9)
Power to coolant and lubricating oil	kW (Btu/min)	26,0 (1479.9)	30,0 (1707.5)	31,0 (1764.5)	34,0 (1935.2)
Power to exhaust	kW (Btu/min)	30,0 (1707.5)	35,0 (1992.1)	39,0 (2219.8)	43,0 (2447.5)
Power to radiation	kW (Btu/min)	7,0 (398.4)	8,0 (455.3)	8,0 (455.3)	9,0 (512.2)

**Caution:** The airflows shown in this table will provide acceptable cooling for an open power unit operating in ambient temperatures of up to 53 °C (127 °F) or 46 °C (114.8 °F) if a canopy is fitted. If the power unit is to be enclosed totally, a cooling test should be done to check that the engine cooling is acceptable. If there is insufficient cooling, contact Perkins Technical Service Department.

## Cooling system

### Radiator

- face area ..... 0.276 m<sup>2</sup> (2.97 ft<sup>2</sup>)
- rows and materials..... single row aluminium
- matrix density and material ..... Aluminium 12.5 fins/inch
- width of matrix ..... 526 mm (20.7 in)
- height of matrix ..... 524 mm (20.6 in)
- pressure cap setting ..... 107 kPa

### Fan

- diameter ..... 457 mm (18 in)
- drive ratio ..... 0.85 : 1
- number of blades ..... 7
- material ..... Composite
- type ..... Pusher

### Coolant

- Total system capacity
- with radiator ..... 10.2 l (21.5 pt)
- without radiator ..... 4.4 l (9.2 pt)
- Maximum top tank temperature ..... 110 °C (230 °F)
- Thermostat operating range..... 82 - 93 °C (180 - 199 °F)
- Recommended coolant: 50 % ethylene glycol with a corrosion inhibitor (BS 658 : 1992 or MOD AL39) and 50% clean fresh water.

## Electrical system

- Type ..... Negative ground
- Alternator voltage ..... 12 V
- Alternator output ..... 65 amps
- Starter motor voltage ..... 12 V
- Starter motor power ..... 3 kW
- Number of teeth on flywheel ..... 126
- Pull in current of starter motor solenoid ..... 60 amps
- Hold in current of starter motor solenoid ..... 15 amps
- Engine stop solenoid ..... 12 V
- Stop solenoid (minimum)
- pull in current ..... 10 amps
- hold in current ..... 10 amps

### Cold start recommendations

- Minimum cranking speed ..... 105 rev/min

### Starter specification

Starter motor type	Minimum starting temperature	Lubricating oil viscosity SAE / battery type - values in CCA			
		15W/40	10W/40	5W/40	5W/30
12 volt 3.0 kW	°C (°F)				
	-10 (14)	1 x 660			
	-15 (5) *		1 x 660		
	-20 (-4) *			1 x 660	
	-25 (-13) *				2 x 570

\* - Glow plug start aid fitted.

**Note:** CCA - Cold Cracking Amps to SAEJ537.

### Notes:

- Battery capacity is defined by the 20 hour rate
- If a change to a low viscosity oil is made, the cranking torque necessary at lower ambient temperatures is much reduced. The starting equipment has been selected to take advantage of this. It is important to change the appropriate multigrade oil in anticipation of operating in low ambient temperatures.
- Breakaway current is dependent on battery capacity available. Cables should be capable of handling the transient current which may be up to double the steady cranking current.

## Exhaust system

- Maximum back pressure
- 1500 rev/min ..... 10 kPa
- 1800 rev/min ..... 15 kPa
- Exhaust outlet size ..... 56 mm (2.2 in)

## Fuel System

- Type of injection ..... Direct
- Fuel injection pump ..... Rotary
- Fuel atomiser..... Multi-hole
- Nozzel opening pressure ..... 29,0 MPa (290 bar)

### Fuel lift pump

- Type ..... Electrical
- flow/hour ..... 120 - 150 l/h (211 - 264 pt/m)
- pressure ..... 30 - 75 kPa (4.4 - 10.9 psi)
- Maximum suction head:
- 1500 rev/min ..... 20 kPa

### Governor type

- Electronic governor (optional) ..... Woodward LCG2
- Mechanical and electronic governor speed control to ..ISO 8528, G2

### Fuel specification

Fuel Specification	European RF75-T-96 / DIN EN590 / BS2869 class A2
Density (kg/l @ 15 °C)	0,835 - 0,845
Viscosity (mm <sup>2</sup> /s @ 40 °C)	2,5 - 3,5
Sulphur content (%)	0,1 - 0,2
Cetane number	45 - 50

### Fuel consumption litres/hour (UK gals/hr)

Speed	Power rating				
	110%	100%	75%	50%	25%
1500	12,0 (2.6)	10,7 (2.3)	8,2 (1.8)	5,7 (1.2)	3,4 (0.7)
1800	14,3 (3.1)	12,9 (2.8)	9,9 (2.1)	7,1 (1.5)	4,3 (0.9)

## Induction system

### Maximum air intake restriction

- clean filter ..... 5 kPa
- dirty filter..... 8 kPa
- air filter type..... Dry

## Lubrication system

### Lubricating oil capacity

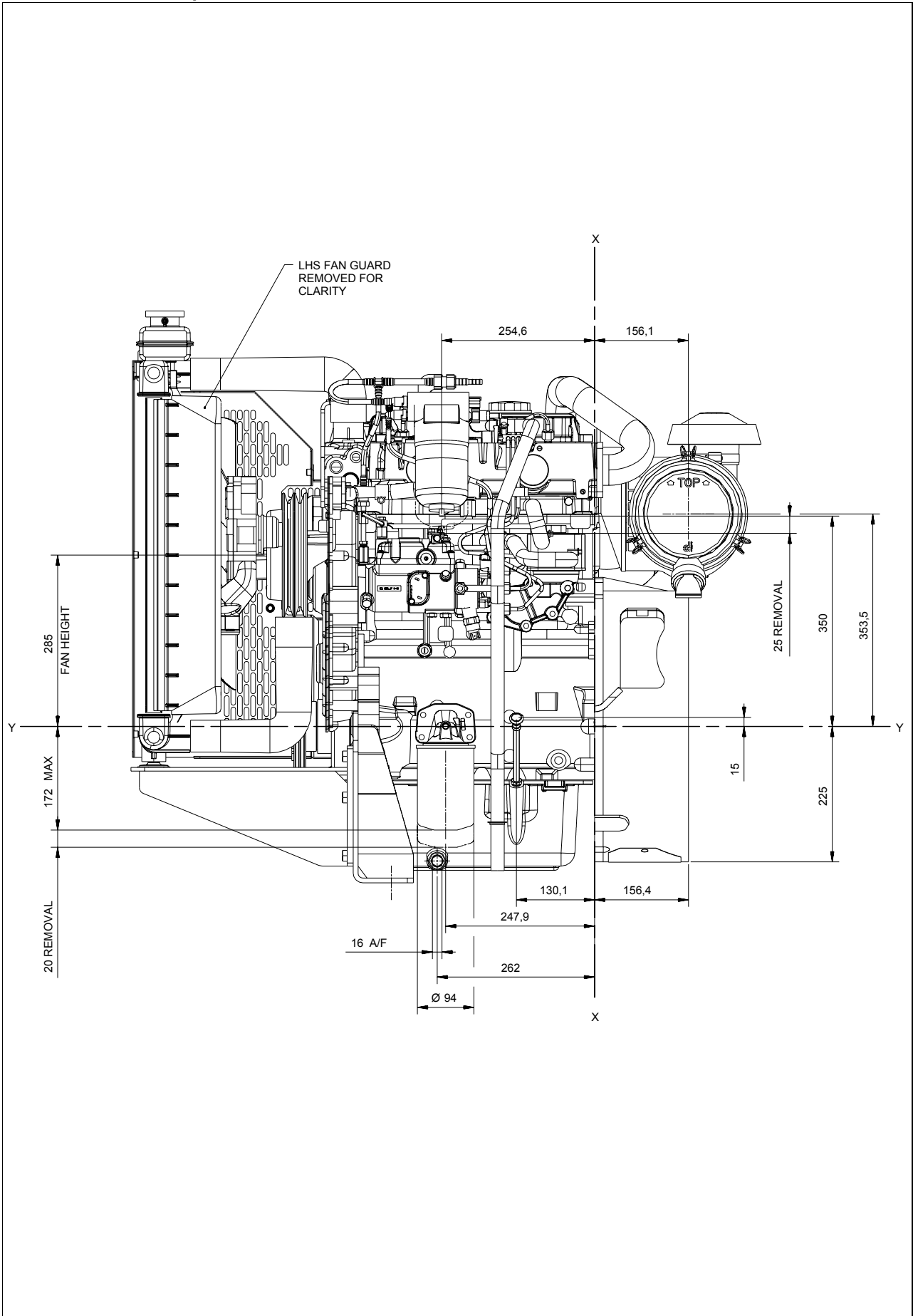
- Total system ..... 8,3 l (17.5 pt)
- Sump minimum ..... 6,2 l (13.1 pt)
- Sump maximum ..... 7.8 l (16.4 pt)
- Maximum engine operating angles:

- front up, front down, right side or left side ..... 25°

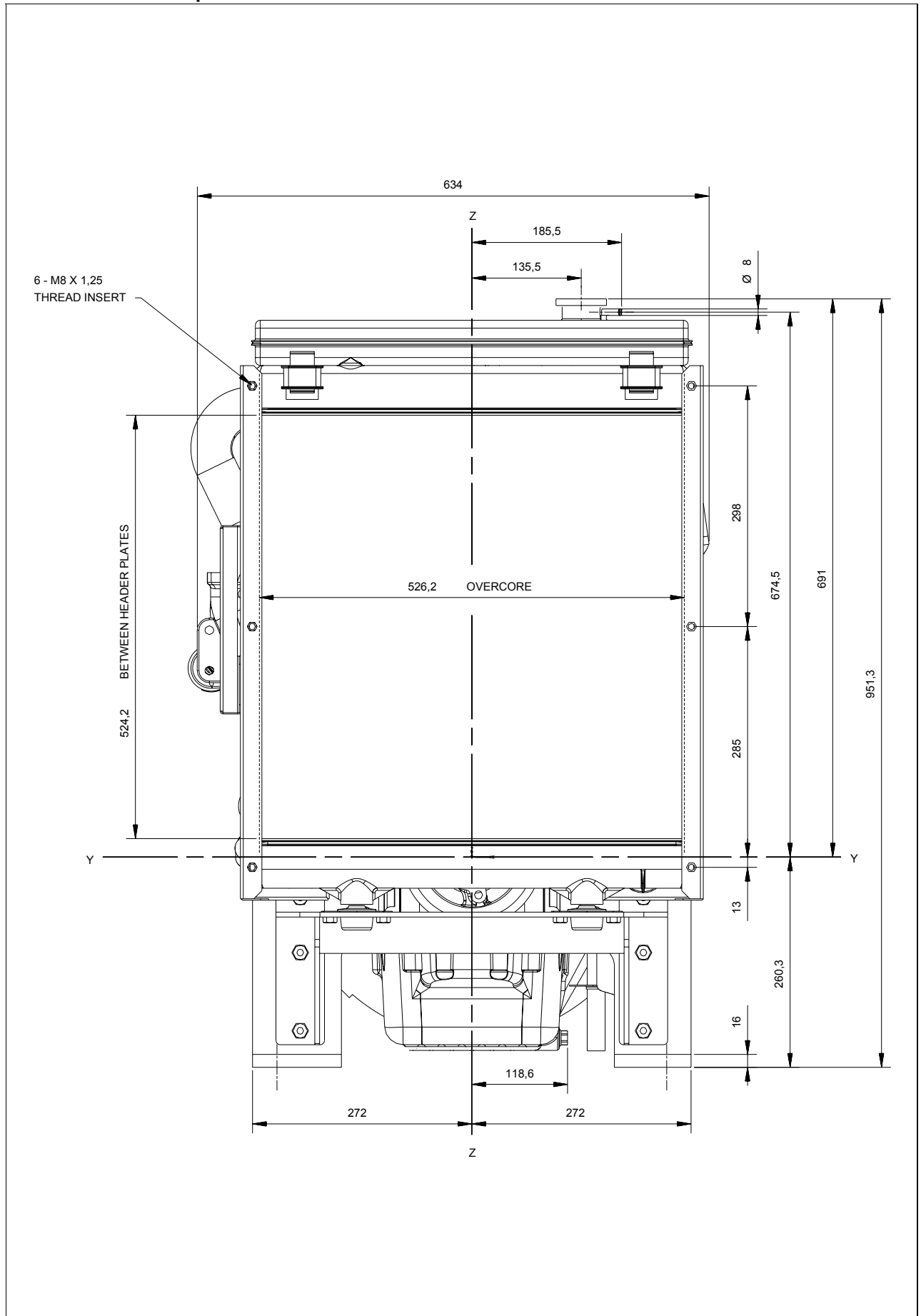
### Lubricating oil pressure

- relief valve opens ..... 415 - 470 kPa
- at maximum no-load speed ..... 276 - 414 kPa
- Max continuous oil temperature ..... 125 °C (257 °F)
- Oil consumption at full load as a % of fuel consumption ..... 0.15%

1103A-33TG1 ElectropaK - left view

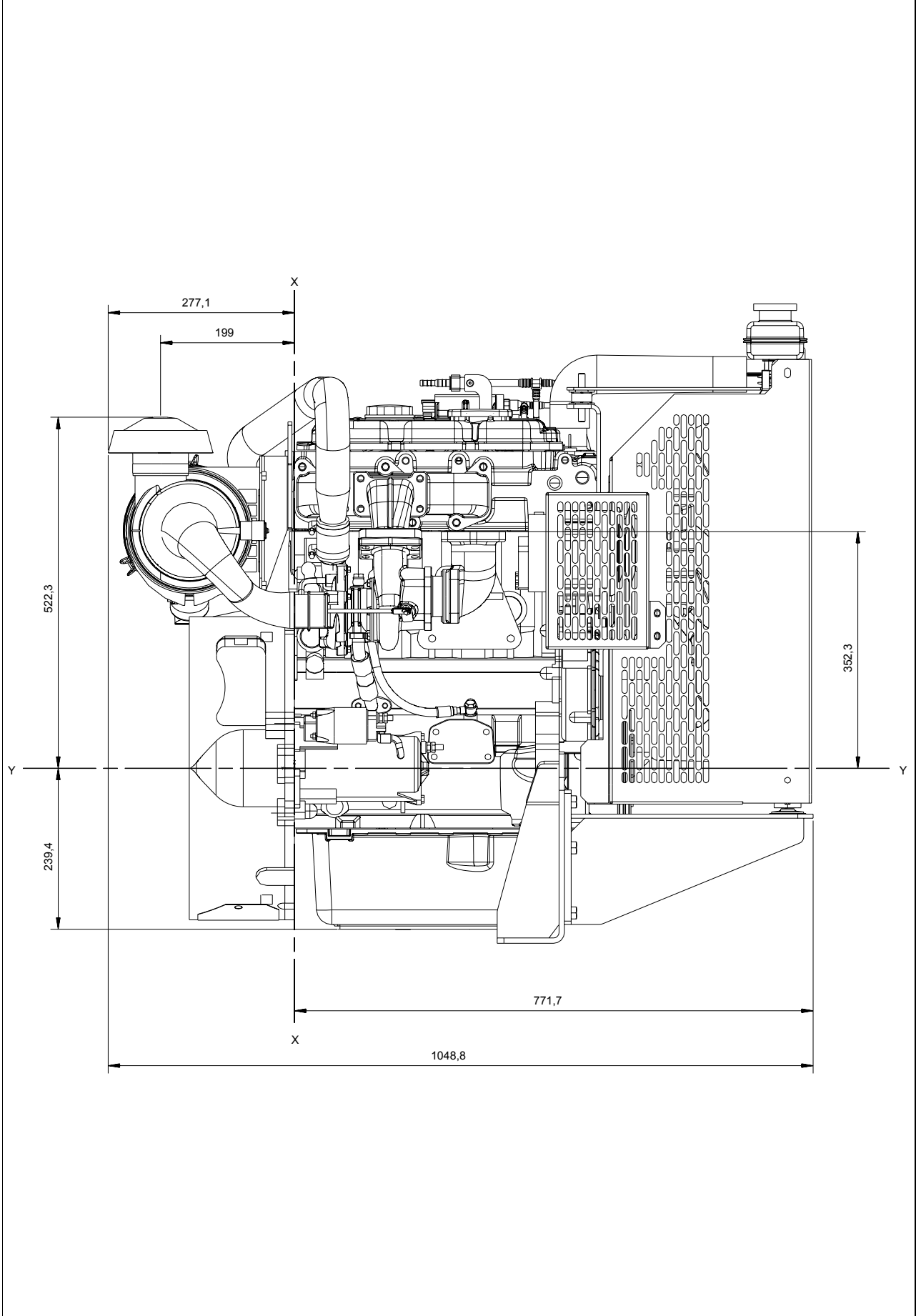


# 1103A-33TG1 ElectropaK - front view

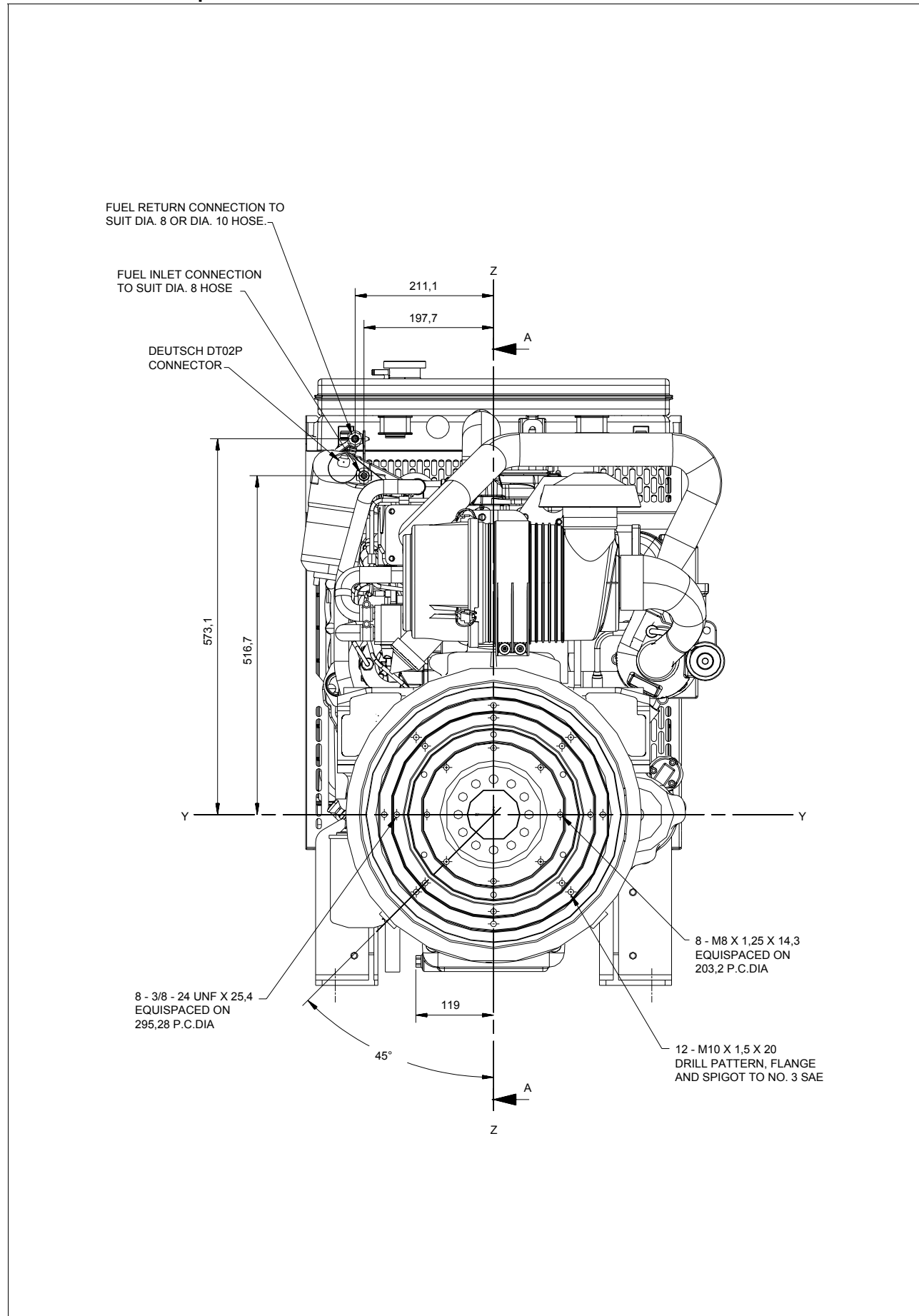




1103A-33TG1 ElectropaK - right view

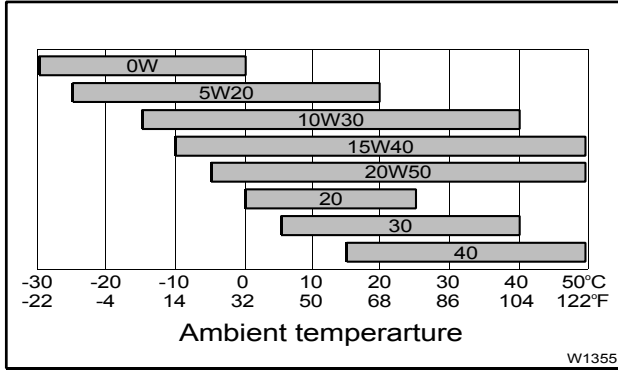


# 1103A-33TG1 Electropak - rear view



**Recommended SAE viscosity**

A single or multigrade oil must be used which conforms to API-CG4 / CH4, see illustration below:



**Mountings**

Maximum static bending moment at rear face of block ... 791 Nm (583 lb/ft)

**Load Acceptance**

Initial load application when engine reaches rated speed (15 seconds max after engine starts to crank)			
	Units	1500 rev/min	1800 rev/min
Prime Power	%	90	90
Load	kWm/ kWe	38,0 (32.3)	45,5 (38.2)
Transient frequency deviation	%	< 10	< 10
Frequency recovery	seconds	< 5	< 5

The above complies with requirements of classification 3 & 4 of ISO 8528-12 and G2 operating limits stated in ISO 8528-5. The above figures were obtained under the test conditions as follows:

Engine block temperature ... 105 °C  
 Alternator efficiency ... 87%  
 Minimum ambient temperature ... 10 °C

**Isochronous governing:**

- typical alternator inertia ... 0.364 kgm<sup>2</sup>

All tests were conducted using an engine installed and services to Perkins Engines Company Limited recommendations

**The information given in this document is for guidance only.**

**@ Perkins®**

**Perkins Engines Company Limited**  
 Peterborough PE1 5NA United Kingdom  
 Telephone +44 (0) 1733 583000  
 Fax +44 (0) 1733 582240  
 www.perkins.com

All information in the document is substantially correct at the time of printing but may be subsequently altered by the company.

Distributed by