


DATA SHEET

DIESEL GENERATOR 1200KW

MODEL#FDK-P1200/H1

50HZ/1500RPM

PERKINS MODEL: 4012-46TWG3A



General Features:

- ♦ All qualified generator sets are subjected to a comprehensive performance test which includes 50% load, 70% load, 100% load, 110% load and to check, verify that all control systems, alarm and shut-down protection.
- ♦ Equipped with battery charger and 24V high performance maintenance-free lead-acid starting batteries and connecting cables.
- ♦ Stainless galvanized zinc plates with strong corrosion-proof.
- ♦ Vibration isolators between the engine/alternator and base frame.
- ♦ Equipped with industrial silencer and flexible exhaust hose.
- ♦ Designed to comply with ISO8528/GB2820.
- ♦ Powered by Perkins engine and coupled with Stamford alternator.
- ♦ Water jacket preheater, oil heater and double air cleaner, etc. are available.

FDK Diesel Generator Set Data

Genset Model	FDK-P1200/H1
Prime Power	1100KW/1375KVA
Standby Power	1200KW/1500KVA
Output Frequency / Rated speed	50Hz/1500rpm
Rated Voltage	230V/400V

Engine Make	Perkins UK
Engine Model	4012-46TWG3A
Alternator model	Stamford PI734B
Control System	DSE7320
Phase	Three

(1) **Prime power:** The rating is available for an unlimited of annual operating hours in variable load applications, in accordance with ISO8528-1.A 10% overload is available for a period of 1 hour within 12-hour period of operation, in accordance with ISO 3046-1.

(2) **Standby power:** The rating is applicable for supplying emergency power in variable load applications for up to 200 hours per year in accordance with ISO8528-1. Overload is not allowed.

(3) **Rated voltage:** available with customer requirement.

Engine Specifications (DETAILED in APPENDIX)

Engine Model	4012-46TWG3A
Engine Manufacturer	Perkins UK
Cylinder quantity	12
Cylinder Arrangement	Vee 60°
Cycle	4
Aspiration	Turbo charged

Bore x Stroke (mm x mm)	160x190
Displacement	45.84 L
Compression Ratio	13:1
Prime power / Speed (KW/RPM)	1207kw/1500
Standby power/ Speed (KW/RPM)	1321kw/1500
Governor type	Electronic



ISO9001:2008

FDK reserves the right to change the specifications and designs without notice.

Piston Speed	9.5m/s
Typical genset electrical output	1364kw
Total Lubrication System Capacity (L)	177
Total Coolant Capacity (L)	201

Fuel Consumption at 100% load (L/HOUR)	283 at rated speed
Starter motor	24V
Alternator	24V
Minimum cranking speed.	120 rpm

Alternator Specifications

Alternator model	PI734B
Alternator manufacturer	STAMFORD
Exciter type	Single bearing, Brushless, Self-excited
Rated output prime power	1400KVA
Rated speed	1500 rpm
Rated frequency	50Hz

Number of phase	3
Rated voltage	400V (Available with custom requirements)
Power factor	0.8
Voltage regulation NL-FL	±1%
Insulation grade	H
Protection grade	IP23

Alternator option: Leroy Somer, MECC, Marathon, Engga, Faraday

Control System DSE7320 (DETAILED in INSTRUCTION)

DSE7320 is an advanced control module based on micro-processor, containing all necessary functions for protection of the genset and the breaker control. It can monitor the mains supply, breaker control and automatically start the engine when the mains are abnormal. Accurately measure various operational parameters and display all values and alarms information on the LCD. In addition, the control module can automatically shut down the engine and indicate the engine failure.

FEATURES

- ◆ Microprocessor control, with high stability and credibility.
- ◆ Monitoring and measuring operational parameters of the mains supply and genset.
- ◆ Indicating operation status, fault conditions, all parameters and alarms.
- ◆ Multiple protections; multiple parameters display, like pressure, temp. etc.
- ◆ Manual, automatic and remote work mode selectable.
- ◆ Real time clock for time and date display, overall runtime display, 250 log entries.
- ◆ Overall power output display.
- ◆ Integral speed/frequency detecting, telling status of start, rated operation, overspeed etc.
- ◆ Communication with PC via RS485 OR RS232 interface, using MODBUS protocol.

Soundproof Enclosure Specification

FDK silent generator is designed by professional acoustic engineers based on years of experience. Now we can make the noise of the generator less than 80-85dB(A) at 1m, or 70-75dB(A) at 7m, 60-65dB(A) at 15m.

FEATURES

- ◆ Multi-way air intake and exhaust guarantee the power performance of the generator.
- ◆ Large-scale impedance combined type silencer effectively reduce noise of the generator.
- ◆ Internal high performance rubber damper and flexible materials reduce vibration.
- ◆ Base mounted fuel tank supports the generator running for 8 hours.



ISO9001:2008

FDK reserves the right to change the specifications and designs without notice.

Optional

Generator set	Alternator	Low environment Temp	ATS
<input type="checkbox"/> Open generator set <input type="checkbox"/> Silent generator set <input type="checkbox"/> Trailer generator set <input type="checkbox"/> ABB MCCB circuit breaker	<input type="checkbox"/> Stamford <input type="checkbox"/> Marathon <input type="checkbox"/> Mecc Alte <input type="checkbox"/> Leroy Somer <input type="checkbox"/> Farady <input type="checkbox"/> Engga	<input type="checkbox"/> Water heater <input type="checkbox"/> Oil heater <input type="checkbox"/> Battery heater	<input type="checkbox"/> CHINT <input type="checkbox"/> SCHNEIDER <input type="checkbox"/> ABB
Fuel system	Control system	Voltage	Synchronized system
<input type="checkbox"/> 12hrs base tank <input type="checkbox"/> 24hrs base tank <input type="checkbox"/> Dual wall base fuel tank <input type="checkbox"/> Outside fuel tank	<input type="checkbox"/> AMF function <input type="checkbox"/> ATS control cabinet <input type="checkbox"/> DSE7320 <input type="checkbox"/> DSE7510 <input type="checkbox"/> GU620A	<input type="checkbox"/> 415/240V <input type="checkbox"/> 400/230V <input type="checkbox"/> 380/220V <input type="checkbox"/> 220/127V <input type="checkbox"/> 200/115V	<input type="checkbox"/> CHINT Cabinet <input type="checkbox"/> SCHNEIDER Cabinet <input type="checkbox"/> DSE8610 Module <input type="checkbox"/> COMAQ Module <input type="checkbox"/> DEIF Module

Dimension & Weight

Open

Overall Size: LxWxH (mm)	7000x2300x2800
Weight (kg)	7000

Soundproof Version

Overall Size: LxWxH (mm)	40FT Container
Weight (kg)	11000

Sales Promises

- ◆ FDK provides a full line of brand new and high quality products. Each and every unit is strictly factory tested before shipment.
- ◆ Quality warranty is according to our standard conditions: 12 months from BL date or 1000 running hours, whichever comes first.
- ◆ Service and parts are available from FDK or distributors in your location.
- ◆ FDK guarantee use **BRAND NEW & GENUINE MACHINE.**



Technical Data

4000 Series

4012-46TWG2A

4012-46TWG3A

Diesel Engine - ElectropaK

1500 rev/min

Basic technical data

Number of cylinders	12
Cylinder arrangement	Vee 60°
Cycle	4 stroke, compression ignition
Induction system	turbocharged
Combustion system	direct injection
Compression ratio	13:1 nominal
Bore	160 mm
Stroke	190 mm
Cubic capacity	45-842 litres
Direction of rotation	Anti clockwise viewed on flywheel
Firing order	1 ^A ,6 ^B ,5 ^A ,2 ^B ,3 ^A ,4 ^B ,6 ^A ,1 ^B ,2 ^A ,5 ^B ,4 ^A ,3 ^B
Cylinder 1	furthest from flywheel

Note: Cylinders designated 'A' are on the right hand side of the engine when viewed from the flywheel end.

Total weight of ElectropaK

Engine - dry	
-temperate	4440 kg
-tropical	4440 kg
ElectropaK - dry ⁽¹⁾	
-temperate	5220 kg
-tropical	5283 kg
ElectropaK - wet ^{(1) (2)}	
-temperate	5547 kg
-tropical	5615 kg

1. Includes fuel cooler.

2. Includes engine lubricating oil and water jacket

Overall dimensions of ElectropaK

Height	2255 mm
Length	3714 mm
Width	
-temperate	1780 mm
-tropical	1978 mm

Moment of inertia (mk²)

Flywheel	9,57 kgm ²
Engine	9,73 kgm ²

Cyclic irregularity

For engine/flywheel maximum:

-4012-46TWG2A @ 1500 rev/min	1-752
-4012-46TWG3A @ 1500 rev/min	1-752

Ratings

Steady state speed stability at constant load ± 0,25%
Electrical ratings are based on average alternator efficiency and are for guidance only (0.8 power factor being used).

Operating point

Engine speed	1500 rev/min
Static injection timing	spill timing 22°
Cooling water exit temperature	< 98 °C

Performance

Note: All data based on operation to ISO 3046/1, BS 5514 and DIN 6271 standard reference conditions.

Estimated sound pressure level at 1 metre 111 dB(A)

Note: Noise levels represent highest recorded at 1500 rev/min

For engines operating in ambient conditions other than the standard reference conditions stated below, a suitable de-rate must be applied.

De-rate tables for increased ambient temperatures and / or altitude are available, please contact Perkins Applications Department

Test conditions

-air temperature	25 °C
-barometric pressure	100 kPa
-relative humidity	30%
-air inlet restriction at maximum power (nominal)	2,5 kPa
-exhaust back pressure at maximum power (nominal)	3,0 kPa
-maximum fuel temperature (inlet pump)	58 °C

For test conditions relevant to data on load acceptance, please refer to Cold start recommendations on page 22 of this document.

General installation - 4012-46TWG2A (Temperate) 50 Hz @ 1500 rev/min

Designation	Units	Type of operation and application		
		Base	Prime	Standby
Gross engine power	kWb	884	1106	1217
Fan and battery charging alternator power	kW	51		
Net engine power	kWm	833	1055	1166
Brake mean effective pressure (gross)	kPa	1543	1930	21,24
Combustion air flow at ISO conditions	m ³ /min	90	102	109
Exhaust gas temperature (max) after turbo	°C	422		
Exhaust gas flow (max) at atmospheric pressure	m ³ /min	230		
Boost pressure ratio	-	2,38	2,86	3,09
Mechanical efficiency	%	88.0	90.2	91.0
Overall thermal efficiency (nett)	%	39.46	39.81	39.66
Friction and pumping power losses	kWm	120		
Mean piston speed	m/s	9,5		
Engine coolant flow	l/min	948		
Typical GenSet electrical output (0.8pf)	kVA	989	1253	1385
	kWe	791	1002	1108
Assumed alternator efficiency	%	95		

General installation - 4012-46TWG2A (Tropical) 50 Hz @ 1500 rev/min

Designation	Units	Type of operation and application		
		Base	Prime	Standby
Gross engine power	kWb	891	1113	1224
Fan and battery charging alternator power	kW	58		
Net engine power	kWm	833	1055	1166
Brake mean effective pressure (gross)	kPa	1555	1942	2136
Combustion air flow at ISO conditions	m ³ /min	90	103	109
Exhaust gas temperature (max) after turbo	°C	422		
Exhaust gas flow (max) at atmospheric pressure	m ³ /min	235		
Boost pressure ratio	-	2,39	2,87	3,10
Mechanical efficiency	%	88.1	90.3	91.1
Overall thermal efficiency (nett)	%	39,5	39,8	39,6
Friction and pumping power losses	kWm	120		
Mean piston speed	m/s	9,5		
Engine coolant flow	l/min	948		
Typical GenSet electrical output (0.8pf)	kVA	989	1253	1385
	kWe	791	1002	1108
Assumed alternator efficiency	%	95		

Notes:

- All quoted gross engine powers include an allowance of 1.5% for installation variance
- Not to be used for CHP design purposes (indicative figures only). Consult Perkins Engines Stafford Limited. Assumes complete combustion.

General installation - 4012-46TWG3A (Temperate), 50 Hz @ 1500 rev/min

Designation	Units	Type of operation and application		
		Base	Prime	Standby
Gross engine power	kWb	960	1200	1314
Fan and battery charging alternator power	kW	51		
Net engine power	kWm	909	1149	1263
Brake mean effective pressure (gross)	kPa	1675	2094	2293
Combustion air flow at ISO conditions	m ³ /min	94	108	114
Exhaust gas temperature (max) after turbo	°C	474		
Exhaust gas flow (max) at atmospheric pressure	m ³ /min	240		
Boost pressure ratio	-	2.55	3.05	3.28
Mechanical efficiency	%	88.9	90.9	91.6
Overall thermal efficiency (nett)	%	39.66	39.80	38.95
Friction and pumping power losses	kWm	120		
Mean piston speed	m/s	9,5		
Engine coolant flow	l/min	948		
Typical GenSet electrical output (0.8pf)	kVA	1079	1364	1500
	kWe	864	1092	1200
Assumed alternator efficiency	%	95		

General installation - 4012-46TWG3A (Tropical), 50 Hz @ 1500 rev/min

Designation	Units	Type of operation and application		
		Base	Prime	Standby
Gross engine power	kWb	967	1207	1321
Fan and battery charging alternator power	kW	58		
Net engine power	kWm	909	1149	1263
Brake mean effective pressure (gross)	kPa	1688	2106	2305
Combustion air flow at ISO conditions	m ³ /min	94	108	115
Exhaust gas temperature (max) after turbo	°C	479		
Exhaust gas flow (max) at atmospheric pressure	m ³ /min	245		
Boost pressure ratio	-	2.56	3.07	3.30
Mechanical efficiency	%	89.0	91.0	91.7
Overall thermal efficiency (nett)	%	39.67	39.75	38.92
Friction and pumping power losses	kWm	120		
Mean piston speed	m/s	9,5		
Engine coolant flow	l/min	948		
Typical GenSet electrical output (0.8pf)	kVA	1079	1364	1500
	kWe	864	1092	1200
Assumed alternator efficiency	%	95		

Notes:

- All quoted gross engine powers include an allowance of 1.5% for installation variance
- Not to be used for CHP design purposes (indicative figures only). Consult Perkins Engines Stafford Limited. Assumes complete combustion.

Rating definitions

Baseload power

Unlimited hours usage with an average load factor of 100% of the published baseload power rating.

Prime Power

Variable load. Unlimited hours usage with an average load factor of 80% of the published prime power rating over each 24 hr. period A 10% overload is available for 1 hour in every 12 hour of operation.

Standby power

Variable load. Limited to 500 hours annual usage up to 300 hours of which may be continuous running. No overload is permitted.

Emissions capability

All 4012-46TWG ratings are optimised to the 'best fuel consumption' and do not comply to Harmonised International Regulation Emission Limits. More information on these statements can be obtained by contacting the Applications Department at Perkins Engines Company Limited.

Energy balance

4012-46TWG2A - Temperate

Designation	Units	50 Hz @ 1500 rev/min		
		Baseload power	Prime power	Standby power
Energy in fuel	kWt	2107	2632	2939
Energy in power output (gross)	kWb	884	1106	1217
Energy to cooling fan	kWm	51		
Energy in power output (nett)	kWm	833	1055	1166
Energy to exhaust	kWt	684	878	1001
Energy to coolant and oil	kWt	345	372	401
Energy to radiation	kWt	64	81	89
Energy to charge cooler	kWt	131	195	232

4012-46TWG2A - Tropical

Designation	Units	50 Hz @ 1500 rev/min		
		Baseload power	Prime power	Standby power
Energy in fuel	kWt	2123	2650	2960
Energy in power output (gross)	kWb	891	1113	1224
Energy to cooling fan	kWm	58		
Energy in power output (nett)	kWm	833	1055	1166
Energy to exhaust	kWt	689	886	1009
Energy to coolant and oil	kWt	345	374	403
Energy to radiation	kWt	65	81	89
Energy to charge cooler	kWt	133	197	234

4012-46TWG3A - Temperate

Designation	Units	50 Hz @ 1500 rev/min		
		Baseload power	Prime power	Standby power
Energy in fuel	kWt	2278	2889	3245
Energy in power output (gross)	kWb	960	1200	1314
Energy to cooling fan	kWm	51		
Energy in power output (nett)	kWm	909	1149	1263
Energy to exhaust	kWt	745	981	1128
Energy to coolant and oil	kWt	352	395	441
Energy to radiation	kWt	70	87	96
Energy to charge cooler	kWt	151	226	266

4012-46TWG3A - Tropical

Designation	Units	50 Hz @ 1500 rev/min		
		Baseload power	Prime power	Standby power
Energy in fuel	kWt	2294	2910	3269
Energy in power output (gross)	kWb	967	1207	1321
Energy to cooling fan	kWm	58		
Energy in power output (nett)	kWm	909	1149	1263
Energy to exhaust	kWt	751	989	1138
Energy to coolant and oil	kWt	353	398	445
Energy to radiation	kWt	70	88	96
Energy to charge cooler	kWt	153	228	269

Note: Not to be used for combined heat and power (CHP) purposes (indicative figures only), if required, please consult Perkins Engines Company Limited.

Exhaust system

Outlet size (internal) ... 2 x 254 mm
 Outlet flange size ... 10" table D
 Back pressure for total system ... 5 kPa
 For recommended pipe sizes, refer to the Installation Manual.

Induction system

Emissions data with combustion air temperature of 25 °C

Maximum air intake restriction of engine:

-clean filter ... 2 kPa
 -dirty filter ... 4 kPa
 -air filter type ... heavy duty axial flow

Cooling system

Recommended coolant: 50% inhibited ethylene glycol or 50% inhibited propylene glycol and 50% clean fresh water. For CHP systems and where there is no likelihood of ambient temperature below 10 °C, then clean 'soft' water may be used, treated with 1% by volume of Perkins inhibitor in the cooling system. The inhibitor is available in 1 litre bottles from all Perkins Distributors.

Maximum pressure in crankcase water jacket 170 kPa
 Maximum top tank temperature (standby) 98 °C
 Maximum static pressure on pump 70 kPa
 Maximum pressure cap setting 70 kPa

Total coolant capacity

Electronit (engine only) 73 litres
 ElectropaK
 -temperate (engine and radiator) 196 litres
 -tropical (engine and radiator) 201 litres
 Maximum permissible restriction to coolant pump flow 20 kPa
 Thermostat operating range 71 - 85 °C
 Temperature rise across the engine (standby power) with inhibited coolant 8 °C
 Shutdown switch setting 101 °C (rising)
 Coolant immersion heater capacity 2 x 4 kW

Water jacket cooling data

Coolant flow 948 l/min
 Coolant exit temperature (max) 98 °C
 Coolant inlet temperature (min) 70 °C
 Coolant inlet temperature (max) 85 °C

Cooling clearance

4012-46TWG2A - Temperate

Maximum additional restriction (duct allowance) to cooling airflow, and resultant min airflow			
Description	°C	Pa	m ³ /sec
Ambient clearance: Inhibited coolant	35	N/A	N/A
Duct allowance	35	250	N/A
Minimum airflow	35	250	22

4012-46TWG2A - Tropical

Maximum additional restriction (duct allowance) to cooling airflow, and resultant min airflow			
Description	°C	Pa	m ³ /sec
Ambient clearance: Inhibited coolant	50	N/A	N/A
Duct allowance	50	125	N/A
Minimum airflow	50	125	28

Coolant pump

-speed 1.4 x engine rev/min
 -method of drive engine (gear) driven

Radiator

Face area
 -temperate 2630400 mm²
 -tropical 2967420 mm²
 Number of rows and material 226
 Fins per inch and material 7
 Width of matrix
 -temperate 1600 mm
 -tropical 1805 mm
 Height of matrix 1644 mm
 Weight (dry)
 -temperate 780 kg
 -tropical 843 kg
 Total coolant capacity
 -temperate 123 litres
 -tropical 128 litres
 Pressure cap setting (min) 69 kPa

Fan

Type engine driven
 Diameter
 -temperate 1400 mm
 -tropical 1530 mm
 Number of blades 12
 Material Aluminium
 Drive ratio
 -temperate 1:1
 -tropical 1:0,9

4012-46TWG3A - Temperate

Maximum additional restriction (duct allowance) to cooling airflow, and resultant min airflow			
Description	°C	Pa	m ³ /sec
Ambient clearance: Inhibited coolant	35	N/A	N/A
Duct allowance	35	250	N/A
Minimum airflow	35	250	22

4012-46TWG3A - Tropical

Maximum additional restriction (duct allowance) to cooling airflow, and resultant min airflow			
Description	°C	Pa	m ³ /sec
Ambient clearance: Inhibited coolant	50	N/A	N/A
Duct allowance	50	125	N/A
Minimum airflow	50	125	28

Fuel system

Injection system	direct injection
Fuel injection pump/Injector type	Combined unit injector
Injector pressure	23,4 MPa
Fuel lift pump type.....	Gerotor
Delivery flow.....	1020 litres/hr
Heat retained in fuel to tank	
-4012-46TWG2A	8,5 kW
-4012-46TWG3A	9,0 kW
Fuel inlet temperature to be less than	58 °C
Delivery pressure	300 kPa
Maximum suction head at pump inlet	24,5 kPa
Maximum static pressure head	see installation manual for details
Fuel filter spacing.....	10 microns
Governing type.....	electronic
Governing	to ISO 8528-5 2005
Torque at the governor output shaft.....	1-631
Tolerance on fuel consumption.....	to ISO 8528-1 1993

Fuel specification

Recommended fuel to conform to: -BS2869 1998 class A2 or BS EN590

Fuel consumption

Note: All fuel consumption figures are based on assumed fuel density of 0.862.

4012-46TWG2A - Temperate

Designation	Fuel consumption calculated on nett rated powers	
	1500 rev/min	
	g/kWh	litres/hr
Standby	212	287
Prime power	211	258
Baseload power	213	206
At 75% of Prime power	214	196
At 50% of Prime power	230	141

4012-46TWG3A - Temperate

Designation	Fuel consumption calculated on nett rated powers	
	1500 rev/min	
	g/kWh	litres/hr
Standby	215	315
Prime power	211	281
Baseload power	212	224
At 75% of Prime power	212	212
At 50% of Prime power	224	149

4012-46TWG2A - Tropical

Designation	Fuel consumption calculated on nett rated powers	
	1500 rev/min	
	g/kWh	litres/hr
Standby	213	288
Prime power	212	259
Baseload power	214	207
At 75% of Prime power	216	196
At 50% of Prime power	233	143

4012-46TWG3A - Tropical

Designation	Fuel consumption calculated on nett rated powers	
	1500 rev/min	
	g/kWh	litres/hr
Standby	217	318
Prime power	212	283
Baseload power	213	225
At 75% of Prime power	213	213
At 50% of Prime power	226	151

Electrical system

Alternator	
-type	insulated return
-voltage	24 volts
-output	40 amps
Starter	
-type	(axial) electric
-motor voltage	24 volts
-motor power	16,4 kW
Number of teeth on	
-flywheel	156
-starter motor	12
Minimum cranking speed	120 rev/min
Starter solenoid (24V)	
-pull in current @ -25 °C max.	30 amps
-hold in current @ -25 °C max	9 amps
Engine stop solenoid current	1,1 amps

Engine mounting

Maximum static bending moment at rear face of block	1356 Nm
Maximum additional load applied to flywheel due to rotating components	850 kg

Centre of gravity

Bare engine (wet) 4012-46TWG2A / 4012-46TWG3A	
-forward of rear face of cylinder block	658 mm
-above crankshaft centre line	32 mm
ElectropaK (wet) - Temperate	
-forward of rear face of cylinder block	960 mm
-above crankshaft centre line	32 mm
ElectropaK (wet) - Tropical	
-forward of rear face of cylinder block	1286 mm
-above crankshaft centre line	32 mm

Cold start recommendations

Temperature range	
Down to 0 °C (32 °F)	Oil: API CH4 15W40 Starter: 2 x 24 volts Battery: 4 x 12V 286 Ah Max breakaway current: 1600 amps Cranking current: 810 amps Aids: block heaters Min mean cranking speed: 120 rev/min

Notes:

- The battery capacity is defined by the 20 hour rate
- The oil specification should be for the minimum ambient temperature as the oil will not be warmed by the immersion heater
- Breakaway current is dependant on battery capacity available. Cables should be capable of handling the transient current which may be up to double the steady cranking current.

Lubrication system

Recommended multigrade oil viscosity (15W40) which adequately meets the specifications of API CH4. For further details refer to the engine OMM.

Lubricating oil capacity

Total system	177 litres
Sump maximum	159 litres
Sump minimum	136 litres
Oil temperature at normal operating conditions	95 °C
Oil temperature (in rail) - maximum continuous operation	105 °C

Lubricating oil pressure

minimum	340 kPa
At rated speed	400 kPa
Oil relief opens	400 kPa
Oil filter screen spacing	20 microns
Sump drain plug tapping size	G1
Lubricating oil pump speed	1.4 x engine rev/min
Lubricating oil pump drive method	engine driven
Shutdown switch - pressure setting (where fitted)	193 kPa (falling)

Normal operating angles

-front and rear	5°
-side tilt	10°

Oil consumption (prime power)		4012-46TWG2A	4012-46TWG3A
After running-in (typically after 250 hours)	g/kWhr	0,52	0,52
Oil flow rate from oil pump	l/s	6,0	6,0

Noise levels

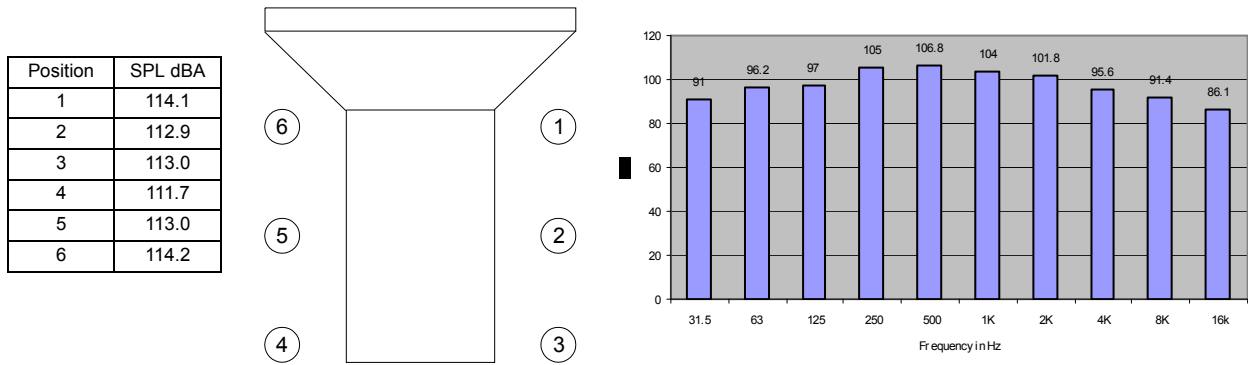
The figures for total noise levels are typical for an engine running at the standby power rating in a semi-reverberant environment and measured at a distance of one metre from the periphery of the engine (sound pressure level re: -20×10^{-6} pa).

Ambient noise level 70 dB(A)

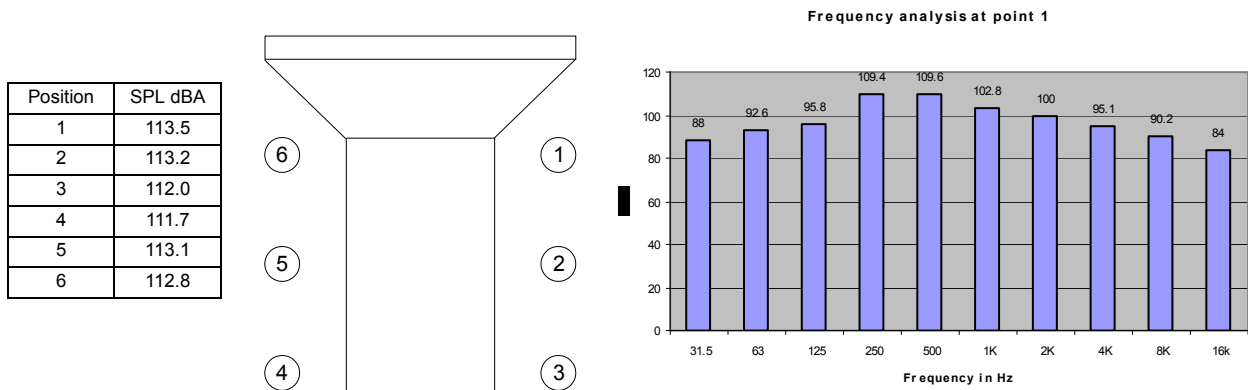
Octave analysis

The following diagrams show maximum noise level.

Noise data 4012-46TWG3A, 1500 rev/min 1263 kWb with radiator 584/471FC



Noise data 4012-46TWG3A, 1500 rev/min 1263 kWb with radiator 584/485FC



Note: The information given on this Technical Data Sheet is for standard ratings only. For ratings other than those shown, please contact Perkins Engines Company Limited.

Load acceptance (cold)

4012-46TWG2A (prime %) 72
 4012-46TWG3A (prime %) 65
 Engine block temperature (cold) 45 °C
 Ambient temperature 25 °C
 Governing mode Isochronous
 Alternator inertia 50 kgm²
 Under frequency roll off (UFRO) point set to 49 Hz
 UFRO rate set to 16 V/Hz
 LAM on/off on

Notes:

- All test were conducted using an engine installed and serviced to Perkins Engine Company Limited recommendations.
- Applied load is a percentage of the generator electrical output efficiencies as published in the general installation section of this data sheet.